



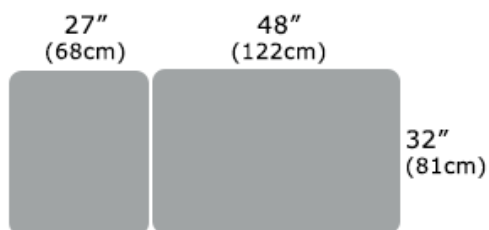
Product Features:

Back section adjusts smoothly with gas assist levers. Couch swiftly converts to flat to allow for recovery position.



Retractable wheel base allows couch to be moved and positioned with ease.

Specification



Footprint 30" x 53" (76cm x 135cm)



Height 19" - 35"
(48cm - 89cm)

SWL 250kg



Made in UK. CE marked



Anti-microbial Vinyl & Frame

Extra Wide Medical Plinth - Two Section

£1230

Product Code - OSL3180E Electronic / OSL3180H Hydraulic

Features

- Two-section extra wide plinth
- 32" width as standard
- Gas assisted adjustable backrest section
- Retractable wheel base with foot lever control
- Anti-microbial seamless 2" foam upholstery
- Steel frame with white anti-microbial protective coating

Electronic Model:

- Electronic height operation by handheld remote control

Hydraulic Model:

- Hydraulic height operation by pneumatic foot pump

Options

- Choice of vinyl colours
- Breather hole
- Anatomic memory foam
- Electric footswitch control
- Base Variant for hoist

Attachments

- Hygiene Roll Holder
- Safety Rails
- Safety Pads
- Head Cushion
- IV Pole
- Phlebotomy Arm/s
- Adjustable Arms

Pricing & Ordering

OSL3180E	Osler Extra Wide Two-section Electronic Medical Plinth	£1230
OSL3180H	Osler Extra Wide Two-section Hydraulic Medical Plinth	£1230
Options		
O24	Breather Hole + Vinyl Wedge	£25
O25	Anatomic Memory Foam	£95
O27	Alternative Electronic Footswitch	£75
Base	Base Variant to allow hoist access	£90
V30	Choice of Upholstery Colours	FOC
V31	Upholstery Upgrade	£40

Attachments

A1	Hygiene Roll Holder	£29
A2	Safety Rails - fold down (pair)	£145
A14	Safety Side Pads - fold down (pair)	£165
A3	Head Cushion Support	£49
A4	IV Pole	£75
A7	Phlebotomy Arm	£95
A11	Phlebotomy Arm (pair)	£180
A8	Adjustable Arm Supports (pair)	£75

Delivery Option

DELB1	Bulky Item Engineer Delivery - with installation (Eng & Wales only)	£75
-------	---	-----

Prices are VAT exclusive

Advice / Ordering call 0121 332 1850 or [email](#)

Manufacture & Delivery



FREE Delivery mainland UK pallet courier.

Fully assembled to entrance.



Personal Installation service to order.

Recommended for sizeable/heavy item. To order Code DELB1



Production Lead Time - approx. **15-20 working days**

Attachments to order



A1 Towel Rail

Allows full extension of paper over couch.




A2 Side Rails

Provide additional patient safety. Fold down




A14 Side Pads

Provide additional patient safety. Fold down




A3 Head Cushion

Provides patient support. Detachable.



A4 IV Pole

Fits either side. Height adjustable/detachable.



A7 single/ A11 pair Phlebotomy Arm

Shaped adjustable arm fits into side of unit. Detachable.



A8 Arm Supports

Arm supports can be raised/lowered. Detachable.

Options to Order



O24 Integral nose hole in head section with wedge to plug hole.



O25 Additional top layer of pressure relieving memory foam.



O27 Alternative electronic double footswitch control.



Base Frame with 7" hoist access. n.b. wheels not available.